

PMX LINCOLN Z TENT SETUP

A1 #*2 1# *1

A2#*6 2# *1

A3# *1 3# *1

B2#*6 4# *1

B3# *2 5# *1

B4# *1 6# *1

C2# *5 7# *1

D1# *4 8# *1

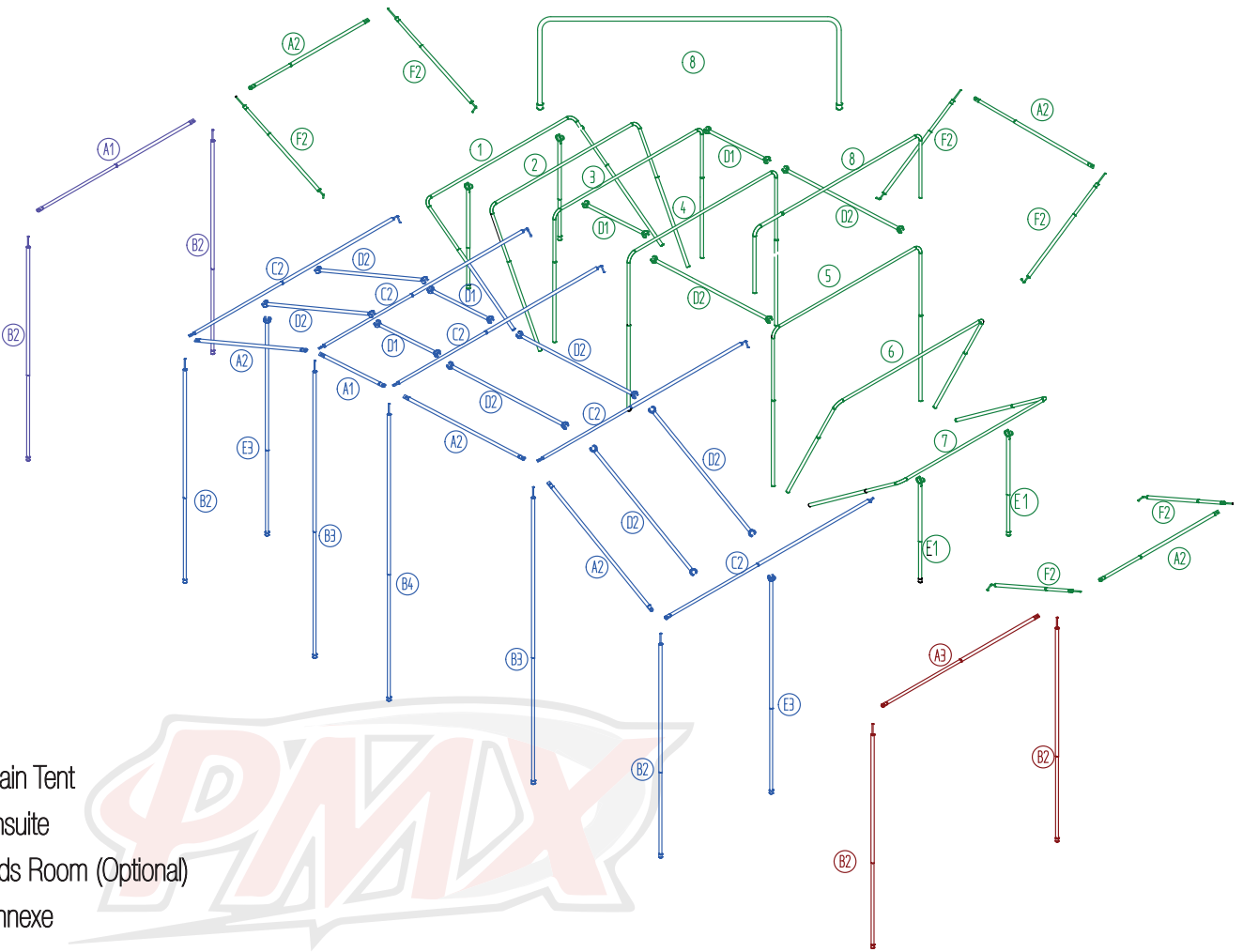
D2# *8

E1# *4


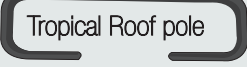


E3# *2

F2# *6







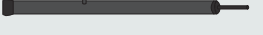


- Main Tent
- Ensuite
- Kids Room (Optional)
- Annexe





Main Tent - Bow Poles not shown

- | | | | |
|--|-----|--|-----|
| NO# D1  | x 2 | NO# 8  | x 1 |
| NO# D2  | x 2 | NO# E1  | x 4 |

Awning One



- | | | | |
|--|-----|--|-----|
| NO# C2  | x 5 | NO# D2  | x 6 |
| NO# E3  | x 2 | NO# A1  | x 1 |
| NO# A2  | x 3 | NO# D1  | x 2 |
| NO# B2  | x 2 | NO# B4  | x 1 |
| NO# B3  | x 2 | | |

Ensuite



- | | | | |
|--|-----|--|-----|
| NO# B2  | x 2 | NO# A1  | x 1 |
|--|-----|--|-----|

Kids Room (optional extra)

Please note: Kids Room is not included in the standard package. It must be optioned in if required. Speak to your sales rep for pricing & availability.

- | | | | |
|--|-----|--|-----|
| NO# B2  | x 2 | NO# A3  | x 1 |
|--|-----|--|-----|

Window Cover (makes 3)

- | | | | |
|--|-----|--|-----|
| NO# F2  | x 6 | NO# A2  | x 3 |
|--|-----|--|-----|



PMX Hint

Prior to embarking on your first camping trip make sure you weather your canvas by wetting it down with a hose & letting it dry out atleast 2 times.